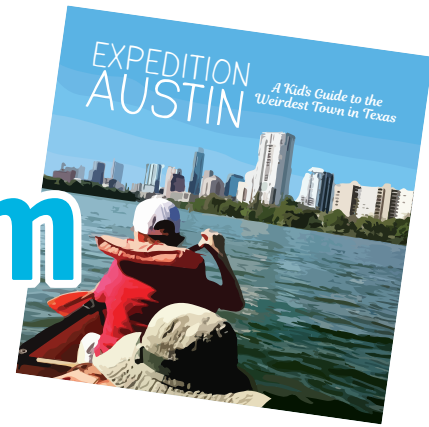


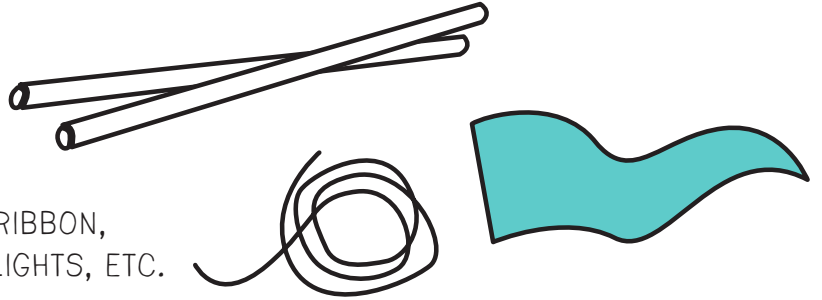
How to make an ACL Festival Totem

Stake Your Claim in Zilker Park!




What You'll Need

- BASE: TWO PIECES OF PVC PIPE AND A CONNECTOR (NO MORE THAN 12' LONG)
- TOPPER: CARDBOARD, FABRIC, MARKERS, RIBBON, FUNNY PHOTOS, PAINT, QUOTES, TWINKLE LIGHTS, ETC.
- STICKY STUFF OR STRING: HEAVY-DUTY STRING OR GLUE TO ATTACH YOUR TOPPER TO YOUR BASE



How to Do It Yourself

1. GET CREATIVE! DREAM UP A FUNNY, SILLY, PRETTY, UNIQUE IMAGE THAT REPRESENTS YOUR FAMILY. DRAW IT, COLOR IT, PRINT IT, PAINT IT, SEW IT, WRAP IT, OR ALL OF THE ABOVE.
2. ATTACH IT! IF YOU MAKE A FLAG, POKE HOLES IN THE FABRIC AND DRILL HOLES IN YOUR PVC PIPE, THEN TIE THE TWO TOGETHER. IF IT'S A SIGN, GLUE IT TOGETHER WITH SOME HEAVY DUTY CRAFT GLUE.
3. PLANT IT! MARCH INTO ZILKER PARK AND PLANT YOUR TOTEM SO FRIENDS AND FAMILY CAN FIND YOU.



www.expeditionaustin.com